

National Stats on Organ Donation and Transplantation 2017-2018

Maryn Reyneke

ORGAN DONOR
FOUNDATION



Methodology

- Online questionnaire – GODT/WHO
- Definitions based on GODT/WHO STATS SA
- Each centre to submit
- Record keeping

- All data are aggregated
- No patient identifiable details
- No ethics approval

Questionnaire_final



Human Organ Donation and Transplantation Survey

COUNTRY: South Africa

INFORMATION PROVIDED BY:

Name: Maryn Reyneke

Position: Transplant Coordinator

Organization: Southern African Transplant Society and the Organ Donor Foundation

Results

Waiting lists

- What do we know
- Challenges – more dynamic figure and fluctuate with time
- Provincial and organ specific differences. Top 50 patients
- Estimated guess???

Death while waiting

~~4300~~



Utilized Deceased
Donors

Donor per million population

South Africa

1.62

Donor per million population

Western Cape

4.98

Gauteng

3.33

Free State

0,68

Eastern Cape

0.61

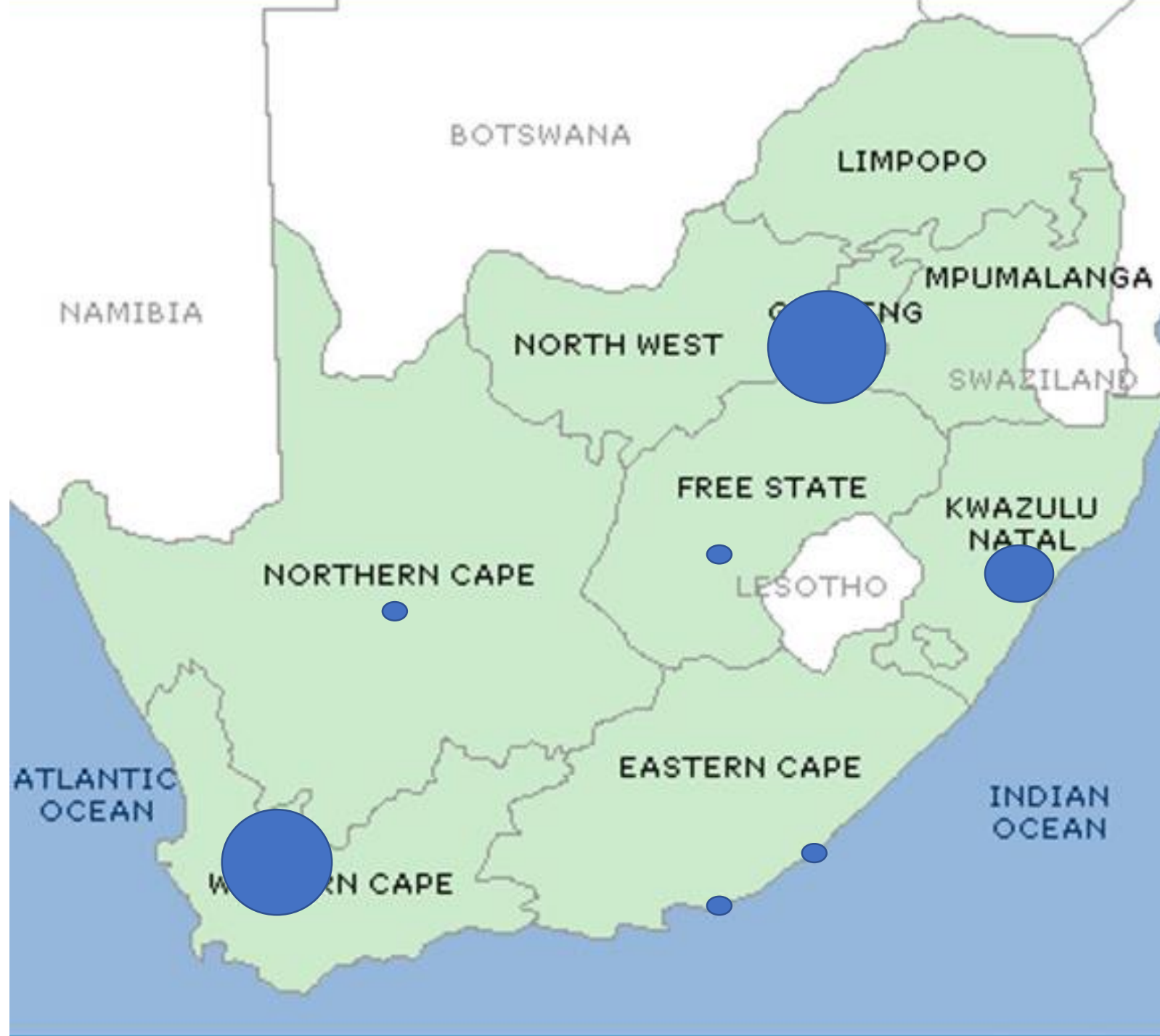
KwaZulu-Natal

0.35

Northern Cape

0.00

Western Cape (662 1100)	Eastern Cape (652 2700)	Gauteng (1 471 7000)	KwaZulu-Natal (1 138 4700)	Northern Cape (122 5600)	Free State (295 4300)
Groote Schuur Hospital (Public)	Frere Hospital (Public)	Charlotte Maxeke Johannesburg Academic Hospital (Public)	Busamed Gateway Hospital (Private)	Robert Mangaliso Sobukwe Hospital (Public)	Netcare Universitas Hospital (Private)
Netcare Christiaan Barnard Memorial Hospital (Private)	Livingstone Hospital (Public)	George Mukari Hospital (Public)	Grey's Hospital (Public)		
Red Cross War Memorial Children's Hospital (Public)	Netcare Greenacres (Private)	Wits Donald Gordon Medical Centre (Private)	Inkosi Albert Lutuli Hospital (Public)		
Tygerberg Hospital (Public)		Netcare Johannesburg Transplant Division (Private)	Life Enthabeni Hospital (Private)		
UCT Private Academic Hospital (Private)		Netcare Pretoria Transplant Division (Private)	Netcare St. Augustine's Hospital (Private)		
		Steve Biko Academic Hospital (Public)			



Utilized Deceased Donors

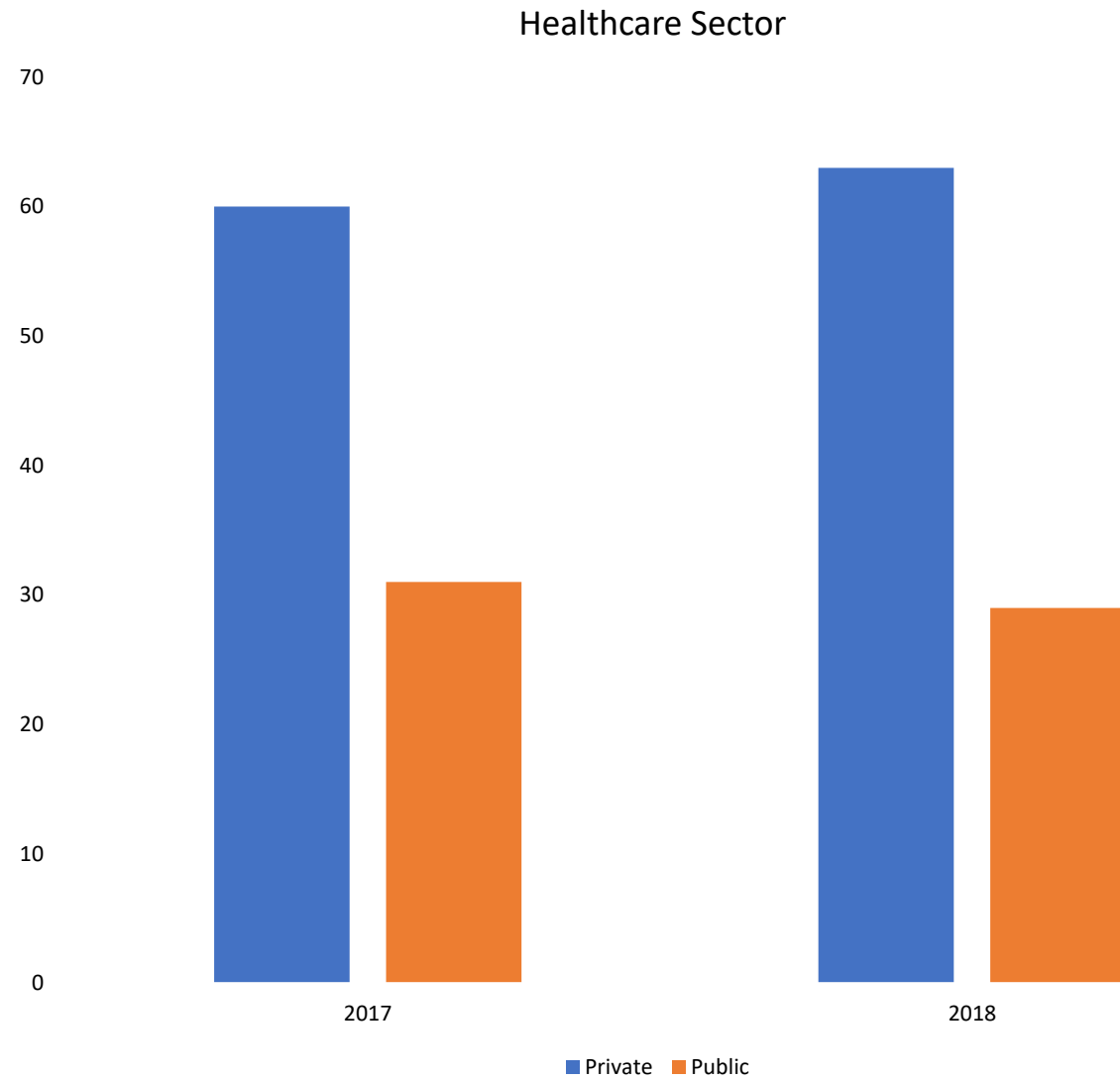
Nationals totals

Private

- 2017: 60
- 2018: 63

Public

- 2017: 31
- 2018: 29



Utilized Deceased Donor

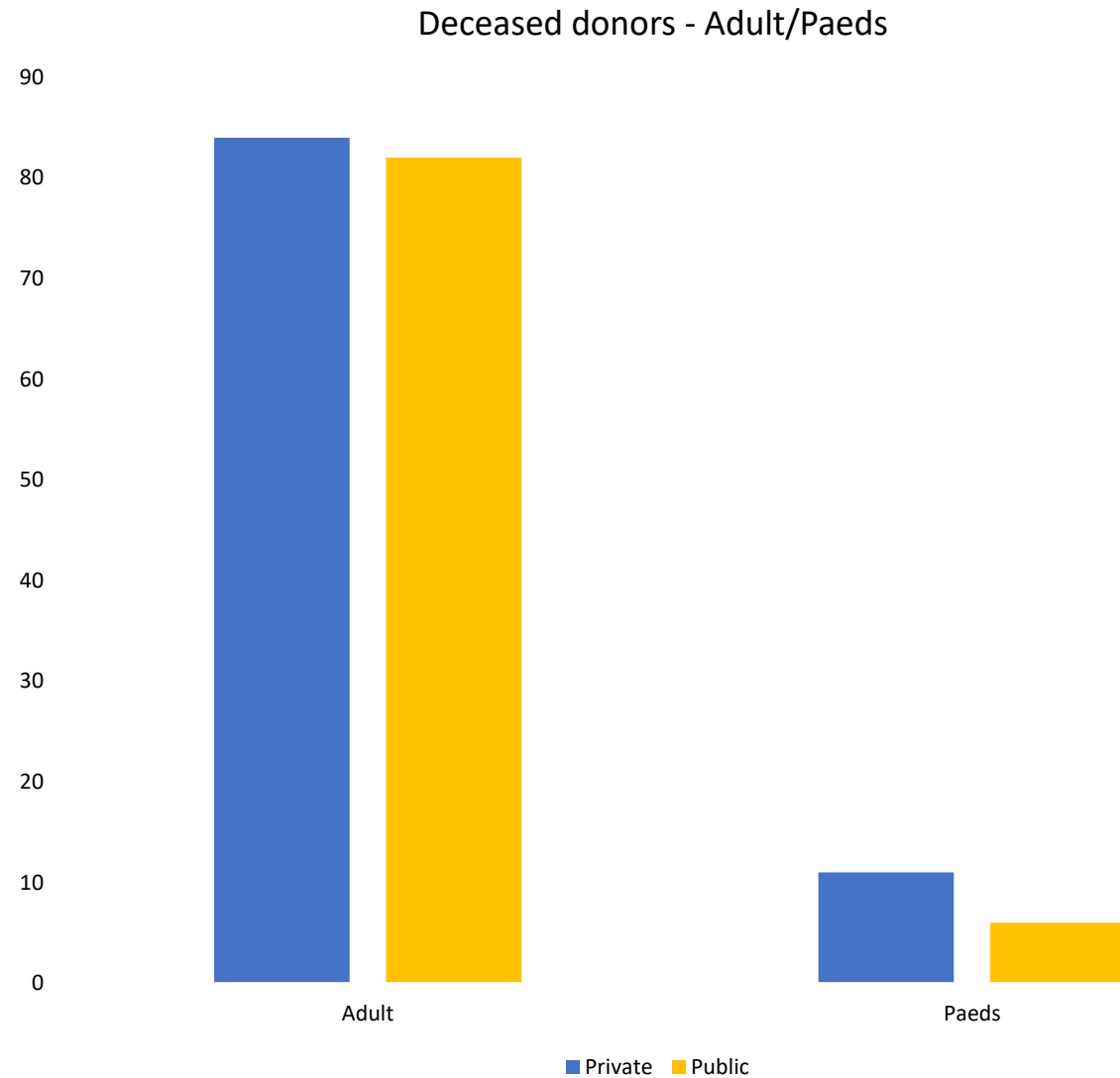
National Totals

Adult

- 2017: 82
- 2018: 84

Paediatric

- 2017: 9
- 2018: 8



Kidney Transplants

Kidney Transplant Centres

1. Charlotte Maxeke Johannesburg Academic Hospital
2. Frere Hospital East London
3. George Mukari Hospital
4. Grey's Hospital
5. Groote Schuur Hospital
6. Inkosi Albert Luthuli Central Hospital
7. Kimberley Public Hospital / Robert Mangaliso Sobukwe Hospital
8. Life Enthabeni Hospital
9. Livingstone Hospital
10. Netcare Universitas Private Hospital
11. Netcare Christiaan Barnard Memorial Hospital
12. Netcare Greenacres
13. Netcare Johannesburg Transplant Division
14. Netcare Pretoria Transplant Division
15. Netcare St. Augustine's Hospital
16. Red Cross War Memorial Children's Hospital
17. Steve Biko Academic Hospital
18. Tygerberg Hospital
19. UCT Private Academic Hospital
20. Wits Donald Gordon Medical Centre

Kidney Transplant Centres

1. Charlotte Maxeke Johannesburg Academic Hospital
2. [Frere Hospital East London](#)
3. George Mukari Hospital
4. [Grey's Hospital](#)
5. Groote Schuur Hospital
6. Inkosi Albert Luthuli Central Hospital
7. [Kimberley Public Hospital / Robert Mangaliso Sobukwe Hospital](#)
8. Life Enthabeni Hospital
9. [Livingstone Hospital](#)
10. Netcare Universitas Private Hospital
11. Netcare Christiaan Barnard Memorial Hospital
12. [Netcare Greenacres](#)
13. Netcare Johannesburg Transplant Division
14. Netcare Pretoria Transplant Division
15. Netcare St. Augustine's Hospital
16. Red Cross War Memorial Children's Hospital
17. Steve Biko Academic Hospital
18. Tygerberg Hospital
19. UCT Private Academic Hospital
20. Wits Donald Gordon Medical Centre

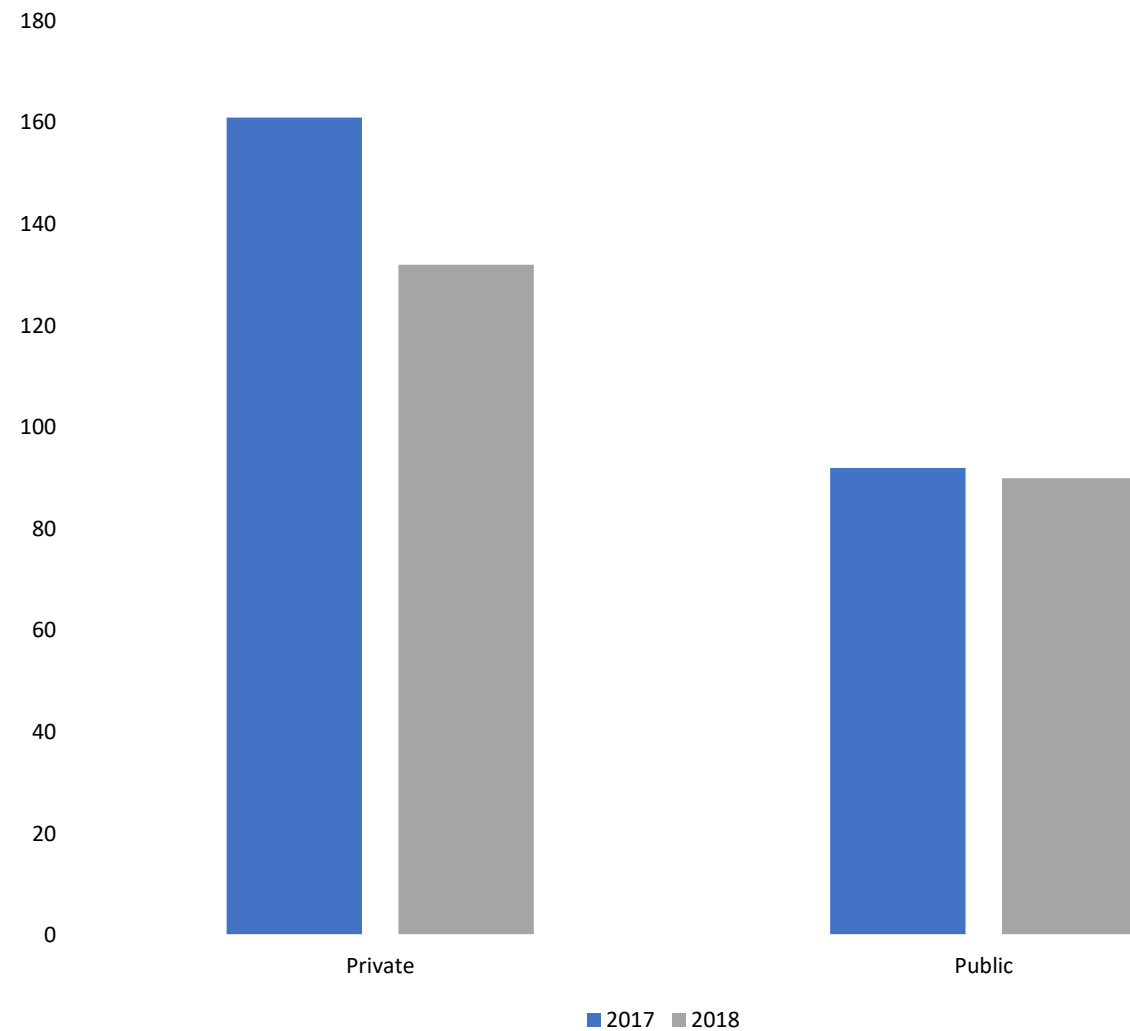
Kidney Transplants

National Totals

2017: 253

2018: 222

Kidney Tx - Healthcare Sector Split



Kidney Transplants

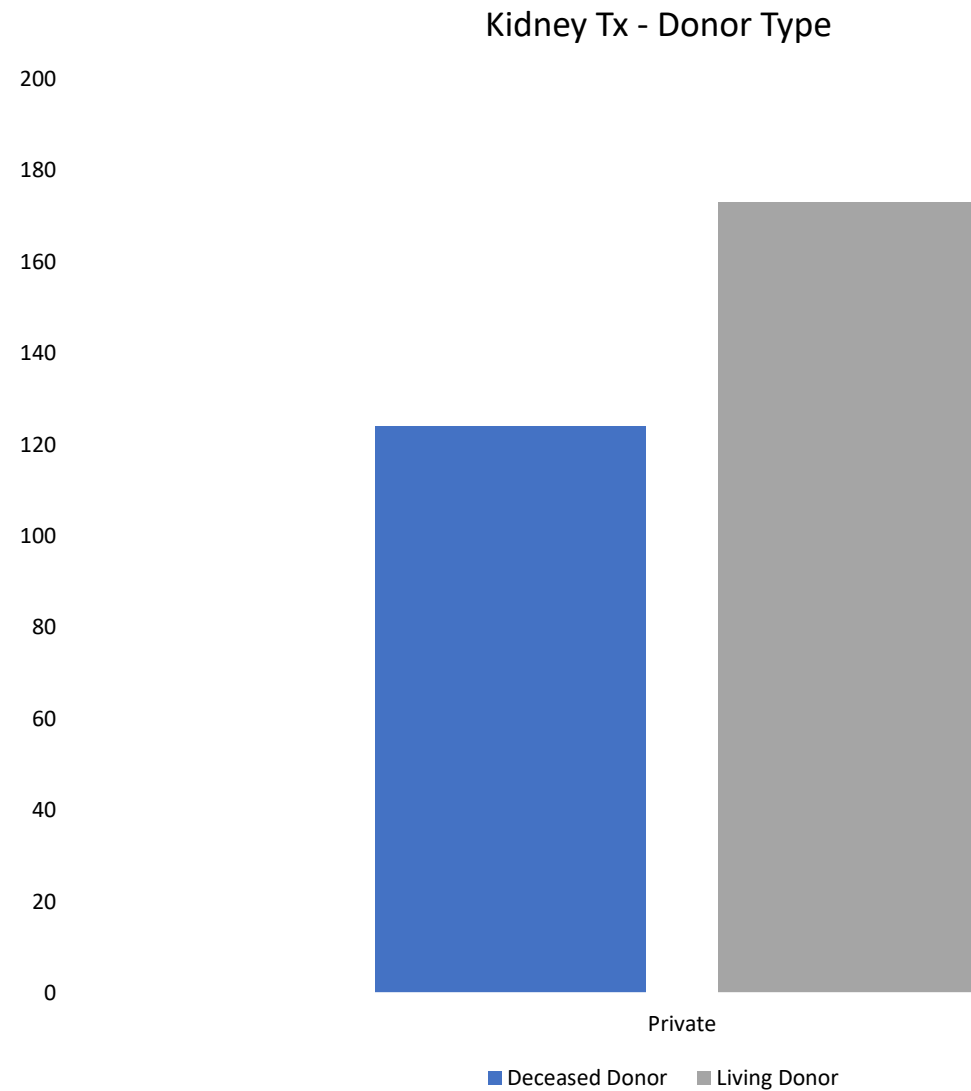
National Totals

Deceased donors:

- 2017: 129
- 2018: 124

Living donors:

- 2017: 124
- 2018: 102



Kidney Transplants

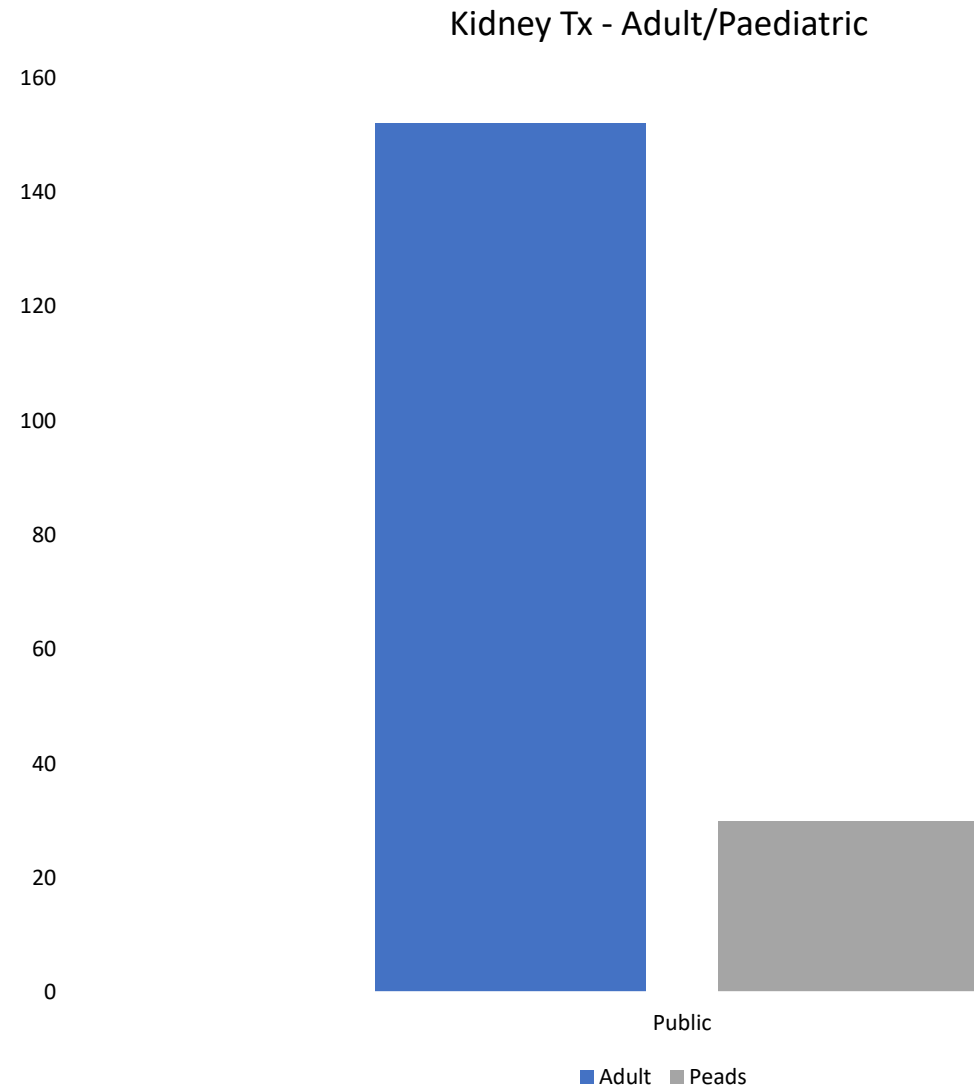
National Totals

Adult

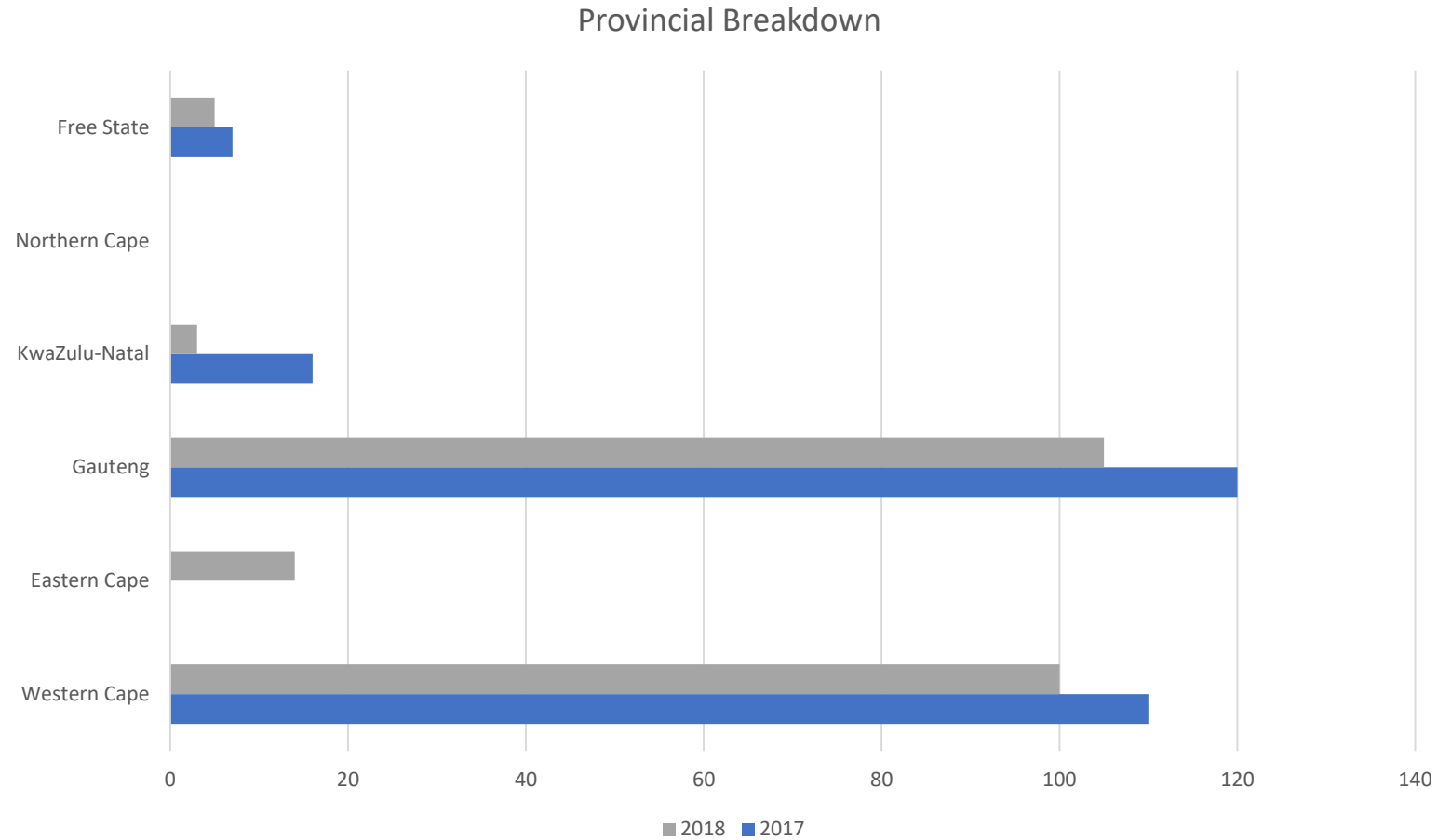
- 2017: 230
- 2018: 204

Paediatric

- 2017: 23
- 2018: 18



Kidney Transplants



Liver Transplants

Liver Transplants Centres

1. Groote Schuur Hospital
2. Red Cross War Memorial Children's Hospital
3. UCT Private Academic Hospital
4. Wits Donald Gordon Medical Centre

Liver Transplants Centres

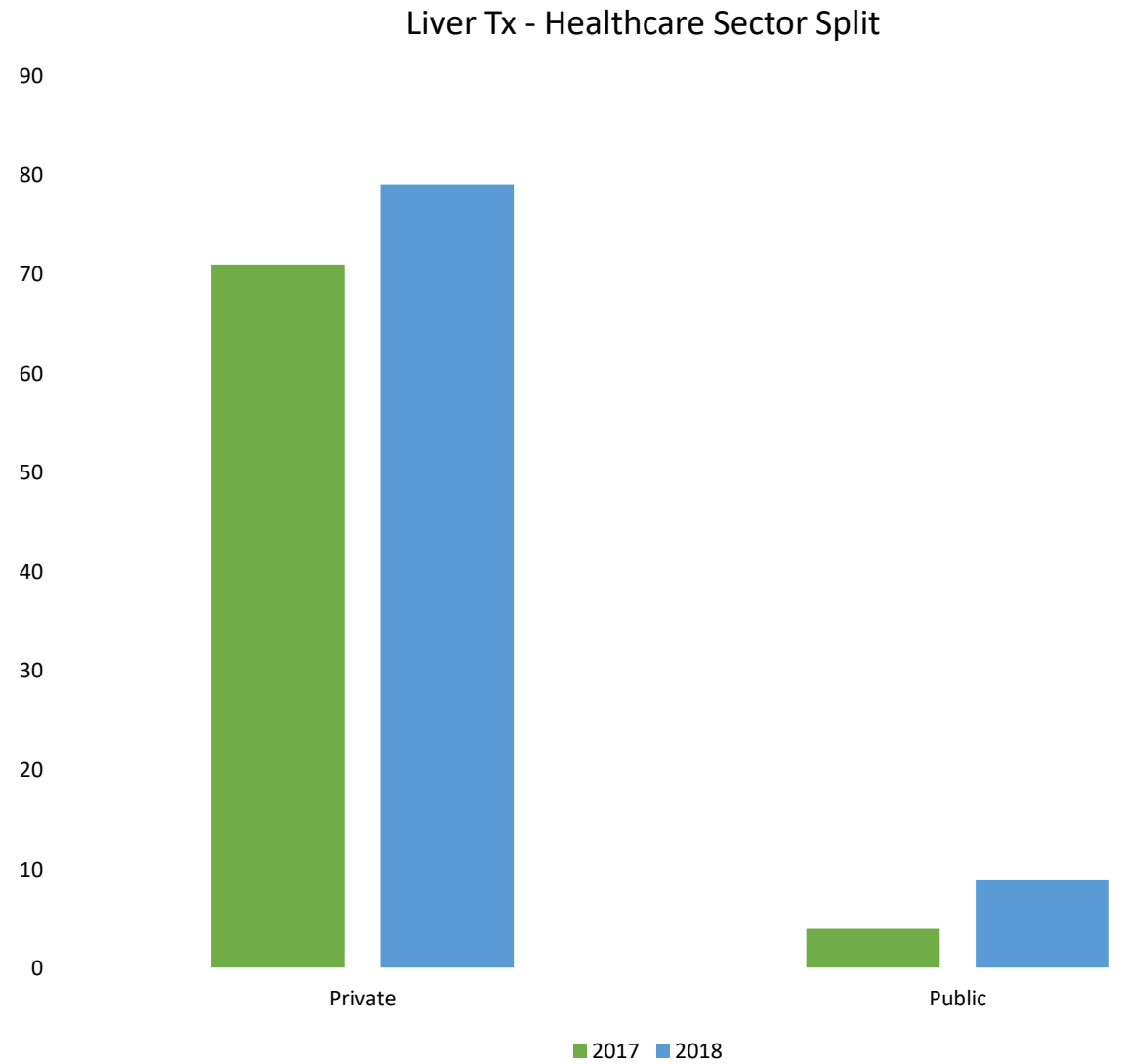
1. Groote Schuur Hospital
 2. Red Cross War Memorial Children's Hospital
 3. UCT Private Academic Hospital
 4. Wits Donald Gordon Medical Centre
- Charlotte Maxeke Johannesburg Academic Hospital

Liver Transplant

National Totals

2017: 75

2018: 88



Liver Transplant

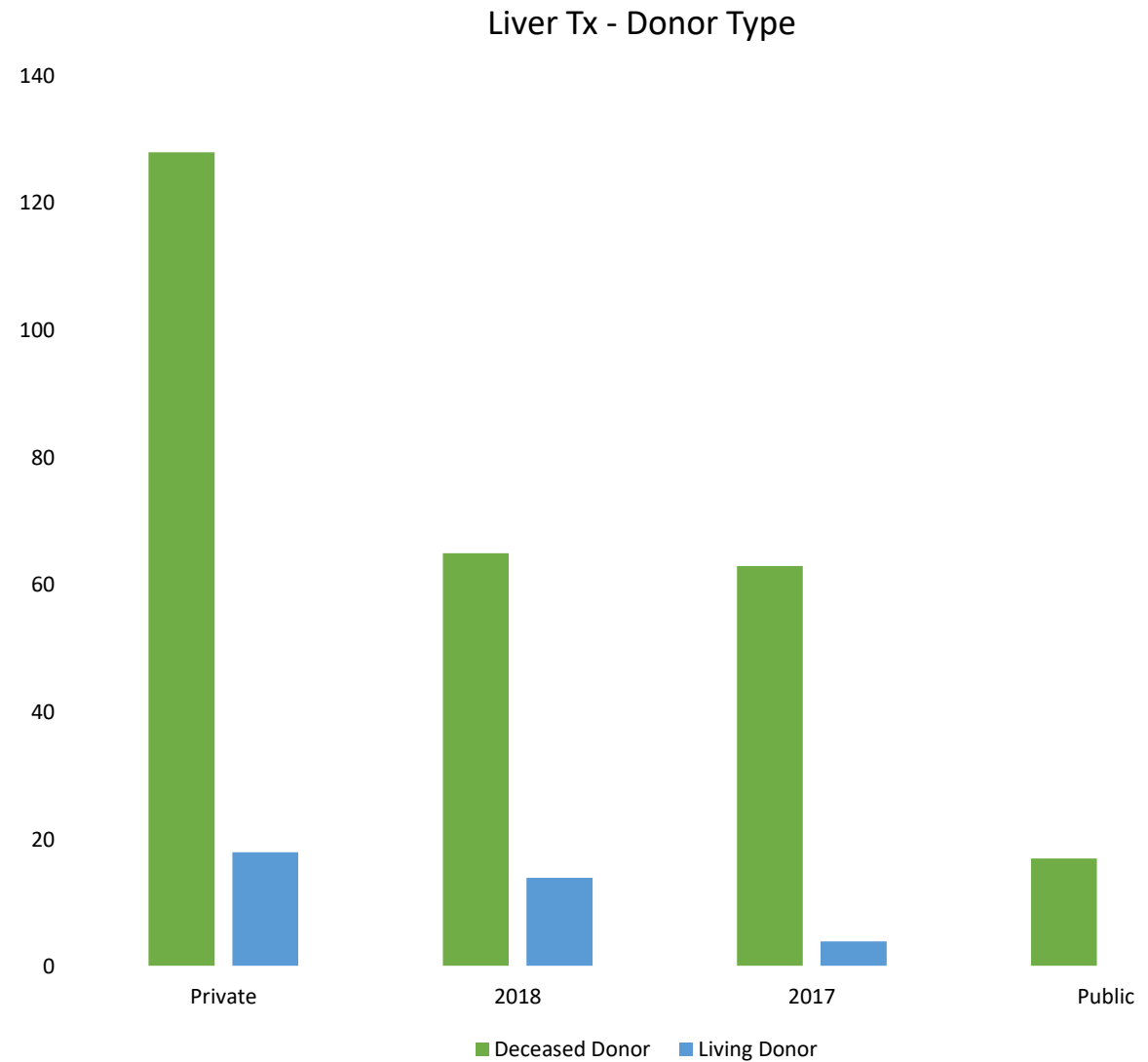
National Totals

Deceased donors:

- 2017: 71
- 2018: 74

Living donors:

- 2017: 14
- 2018: 4



Liver Transplant

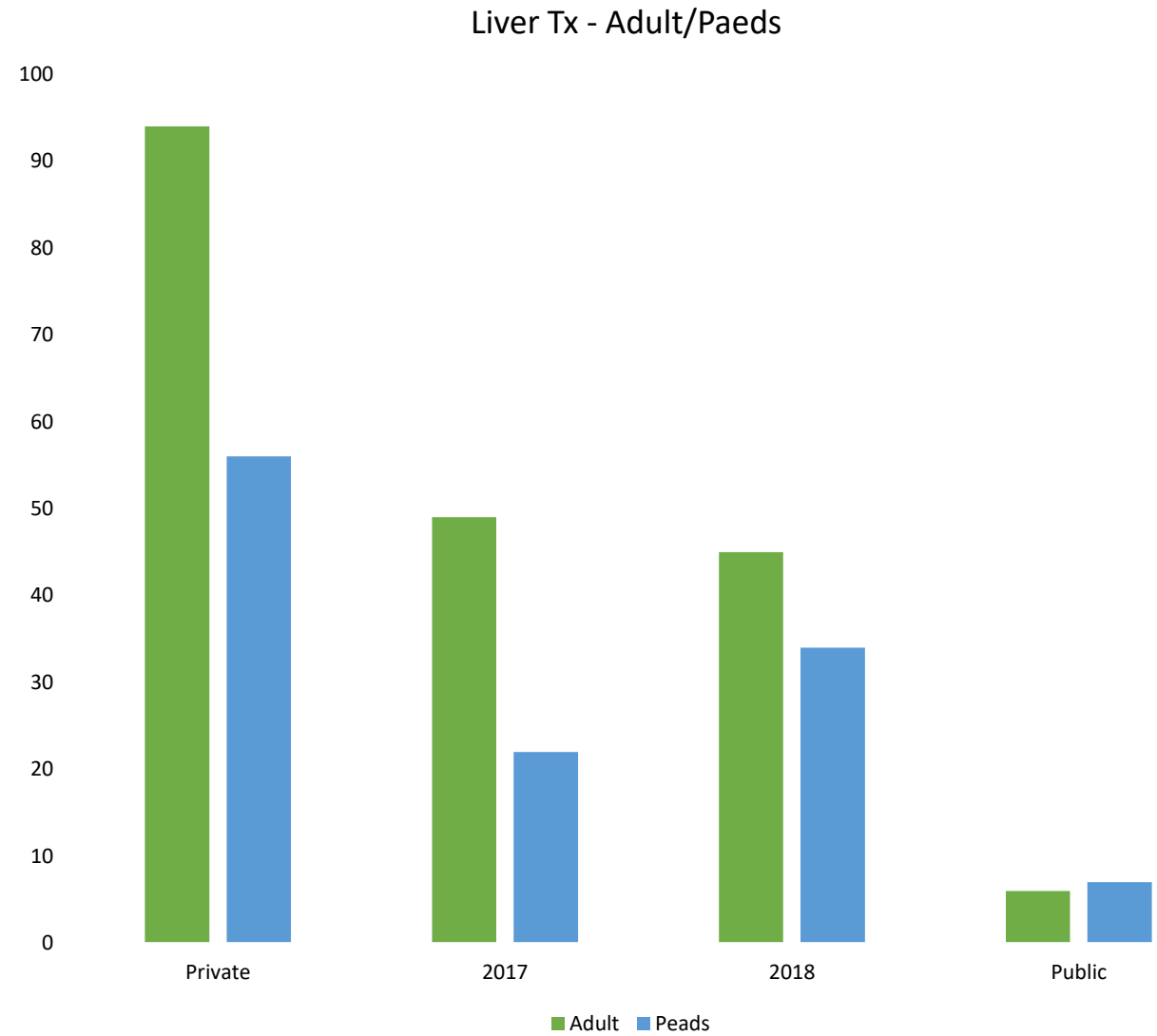
National Totals

Adult

- 2017: 51
- 2018: 49

Paediatric

- 2017: 24
- 2018: 39



Thoracic Transplants

Thoracic Transplants Centres

Centre Name	Heart Tx	Lung Tx	Heart-Lung Tx
Busamed Gateway Hospital	Yes	Yes	Yes
Groote Schuur Hospital	Yes	Yes	No
Netcare Christiaan Barnard Memorial Hospital	Yes	No	Yes
Netcare Johannesburg Transplant Division	Yes	Yes	Yes
Red Cross War Memorial Children's Hospital	Yes	Yes	No
UCT Private Academic Hospital	Yes	Yes	No

Thoracic Transplant

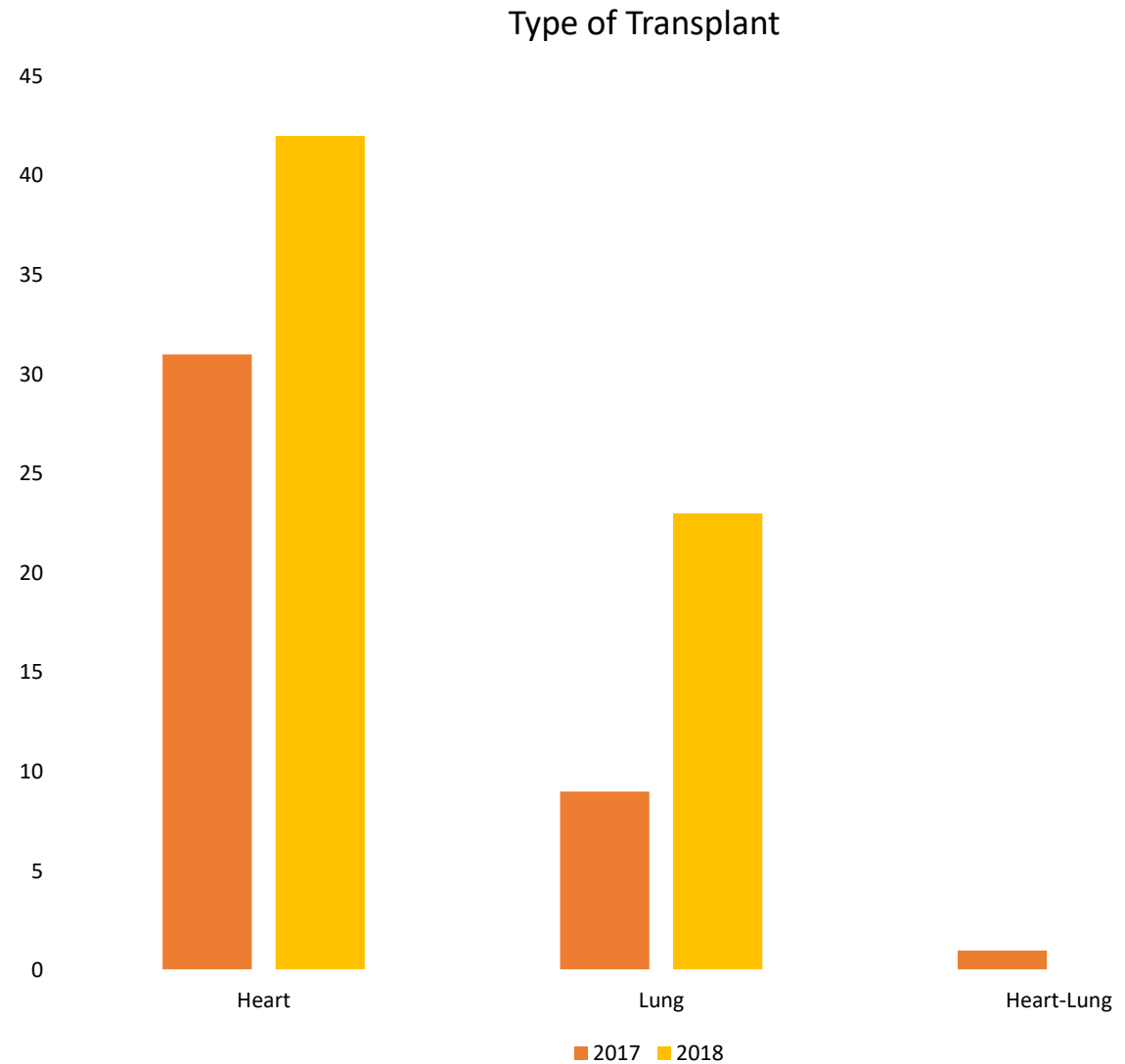
National Totals

2017

- Heart: 31
- Lung: 9
- Heart-Lung: 1

2018:

- Heart: 42
- Lung: 23
- Heart-Lung: 0



Other Transplants

- Simultaneous Transplants
 - Kidney-Pancreas
 - Kidney-Liver
- Penis Transplant Study
- HIV Transplants
 - HIV+ to HIV+
 - HIV+ to HIV-

Discussion

- Differences between provinces: two big provinces / big underserved populations
- Difficult to determine SA's donor potential
- Need for a death audit – quality control methods
- State / Private (donor distribution)
- Increasing the donor pool No DCD or HIV donors for this period
- Leverage data to motivate/lobby for change

Limitations

- Missing data eg
 - Who participated in the data collection (no dedicated TxCo)
 - Estimated data (waiting list and death while waiting) – need to lobby for change
- Info scattered (eg dialysis units vs transplant centres)
- Overlap of systems eg. GSH Tx and EC
- Lack of standardized definitions eg REFERAL
- Additional data points – referrals / approach / conversion rate
- Unsustainable system of collection

Strengths

- Starting point
- Accurate data, record of submissions, quality check
- Ownership of data (SATS)
- Willingness to provide data / eagerness for

Thank you



